

KitchenAid ARTISAN Espresso Machine 5KES6503



- Designed with dual, smart temperature sensors**
 To keep the perfect brewing temperature shot after shot
- Commercial-grade 58 mm diameter portafilter with flat base and 2 recessed spouts**
 Maintains optimal heat through extraction, and enables easier and more stable tamping
 To simultaneously prepare 1 or 2 shots of espresso
- Low pressure pre-infusion and Italian 15-bar pump**
 To slowly and steadily add water to the ground coffee
 To create a rich, full-flavoured espresso shot
- Fast-heating thermocoil technology**
 To heat up water to ideal brewing temperature in less than 45 seconds
- PID temperature control**
 To keep temperature within optimal espresso-temp range
- Dose selector**
 To easily prepare 1 or 2 shots of espresso
 To program the preferred shot size
- Steam wand delivers steam or dispenses hot water**
 For creating rich foam or warm milk for cappuccinos or Lattes, or hot water for Americano's or teas
- Sleek and compact design with metal housing**
 Sturdy and durable
 Fits nicely on the countertop and with any home decor
- Use with the KitchenAid burr grinder***
 Choose your proper grind size to match your own taste, from authentic tasting espresso to coarse French press
 To make freshly ground coffee



CANDY APPLE



EMPIRE RED



ALMOND CREAM



ONYX BLACK



CAST IRON BLACK



MEDALLION SILVER



STAINLESS STEEL

*Sold separately

KitchenAid ARTISAN Espresso Machine 5KES6503

TECHNICAL DATA

Wattage		1470 W
Voltage		220 - 240 V
Frequency		50 / 60 Hz
Material body		Metal housing
Pressure		15 Bar Pump
Removable water tank capacity		1.4 L
Product dimensions	H x W x D	28.6 x 33.4 x 16.2 cm
Packaging dimensions	H x W x D	41.5 x 39.6 x 24.8 cm
Master pack dimensions	H x W x D	43.5 x 41 x 26.3 cm
Net weight		5.55 kg
Gross weight		7.86 kg
Master pack gross weight		8.72 kg
Master pack		1 unit
Cord length		99.06 cm
Country of origin		China

REFERENCES

5KES6503ECA
5KES6503BCA
5KES6503EER
5KES6503EAC
5KES6503BAC
5KES6503EOB
5KES6503EBK
5KES6503BBK
5KES6503EMS
5KES6503ESX
5KES6503BSX

COLOURS

CANDY APPLE
CANDY APPLE
EMPIRE RED
ALMOND CREAM
ALMOND CREAM
ONYX BLACK
CAST IRON BLACK
CAST IRON BLACK
MEDALLION SILVER
STAINLESS STEEL
STAINLESS STEEL

EAN

8003437607578
8003437610387
8003437607516
8003437607479
8003437610394
8003437607493
8003437607554
8003437610400
8003437607592
8003437607530
8003437607615

KitchenAid ARTISAN Espresso Machine 5KES6503

STANDARD ACCESSORIES



1.4 L water tank with handle and lid

Fill with tap water.
Distilled water or mineral water can damage the Espresso Machine.
Do not use either to brew espresso.



58mm stainless steel portafilter with flat base and 2 recessed spouts, and ABS handle

Designed with recessed spouts to create a flat base, for easier, more stable tamping vs. traditional residential espresso portafilters, while 58mm commercial-grade diameter helps maintain optimal heat through extraction.
Not dishwasher-safe.



Tamper with stainless steel flat base

To tamp down the ground coffee.
Not dishwasher-safe.



Baskets

Single wall 1 shot & double wall 1 shot

Single wall baskets give users greater control for full-bodied shots.



Double wall 2 shot & single wall 2 shot

Double wall, pressurized baskets help reduce extraction variability, a great choice for beginning baristas.
Not dishwasher-safe.



Steam wand with stainless steel rod, and rubber grip for movement

Versatile steam wand delivers steam for creating rich foam or warm milk for cappuccinos or Lattes, or dispenses hot water for Americanos, hot chocolate or teas.
Can also be used to dispense hot water to preheat cups.



350 ml milk pitcher

Submerge the tip of the steam wand just below the surface of milk in the milk pitcher for frothing.



Drip tray with stainless steel drip tray plate, and 'empty' drip tray indicator

Removable drip tray for easy cleaning with a built-in 'empty me' notification. When the drip tray indicator rises and becomes visible above the surface of the drip tray plate, the drip tray should be emptied and rinsed with warm water.
Not dishwasher-safe.











Operations: 5 buttons:

On the front of the machine:
mode (espresso - hot water - steam) - espresso dose (1 and 2 shots) - clean - start/cancel.
On the back of the machine: On/Off
Heat time: 45 seconds



Coffee scoop

BASKET SELECTION CHART

Basket type	Shot	Dose (gram)	Use for
Single wall 	1 shot 	10 - 12	Freshly ground whole bean coffee
Single wall 	2 shot 	18 - 20	Freshly ground whole bean coffee
Double wall 	1 shot 	10 - 12	Pre-ground coffee
Double wall 	2 shot 	18 - 20	Pre-ground coffee